

MANISCOPIC

MLT 1035
LT LSU



- Maximum lifting height : 9.60 m
- Capacity : 3500 kg
- Maximum forward reach : 7.06 m
- Torque convertor
- JSM : an «all in one» system

1) Hydraulic controls

2) Forward/Reverse selection



MLT 1035 LT LSU



Lifting capacity3500 kg
(load centre at 500mm from forks heels)
Tipping load at maximum reach780 kg



Lifting height9.60 m
Times : unladen / loaded (in s)
Lifting6.6/8.4
Lowering5.2/5.8
Simultaneous extension 1st and 2nd booms...14.7/15.2
Simultaneous retraction 1st and 2nd booms...10.6/10.3
Crowd2.8
Dump2.5
Frame levelling of serie10°/10°



Tyres
460/70-24/17,5 LR 24



Forks (mm)
Length.....1200
Width X thickness.....125 x 45
Maximum distance between forks.....1260
Carriage rotation.....127°



Oil bath multidisc assisted brakes on front and rear axles



Perkins engine STAGE III A
Turbo : 1104 D - A44 T4 cyl. - 4400 cm³
Power (ISO/TR 14396) :101 HP/74.5 kw
Maximum torque
(ISO/TR 14396) :410 Nm at 1400 rpm
Direct injection
Water cooling



Transmissiontorque convertor
Reversing shift.....electrohydraulic
Number of speeds4/4
Limited slip differential lock
Max. travel speed up to.....35 km/h*



Hydraulic
Turbo LSU108 l./mn - 270 bars
Variable displacement pump
Valve bank DDIC
Monolever **J.S.M (Joystick Switch and Move)**
Flow divider with load sensing device driving and braking

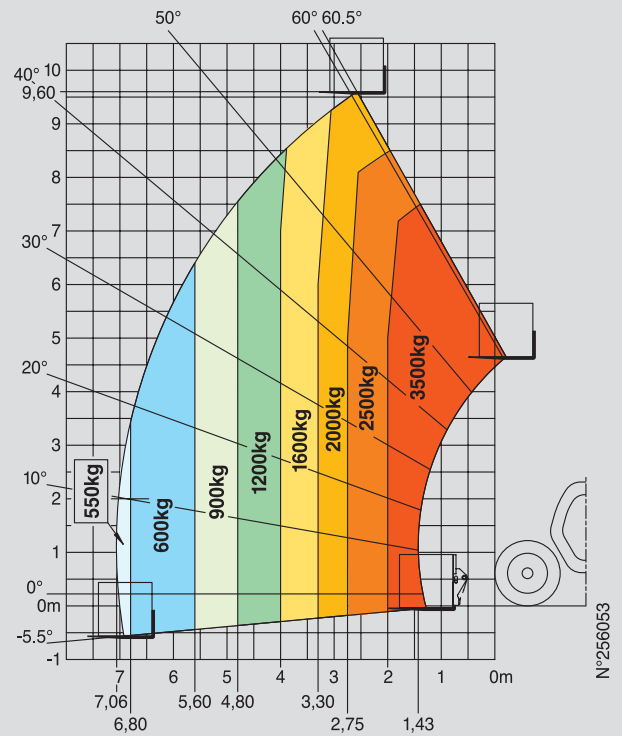


Capacities
Hydraulic oil135 l
Fuel tank120 l

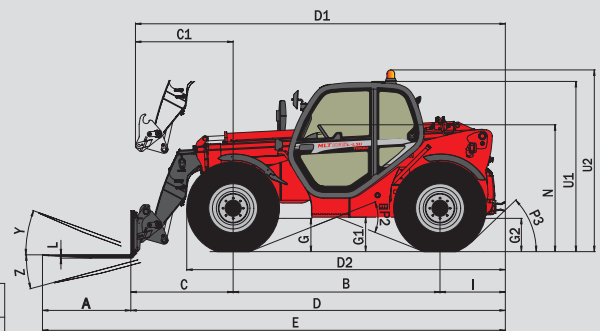


Weight unladen (with forks)8045 kg
Overall height2.30 m
Overall width2.40 m
Overall length (at forks carriage).....5.09 m
Ground clearance0.44 m
Turning radius (outside wheels)3.92 m
Drawbar pull.....9350 daN

Forward reach at maximum height : 2.75 m



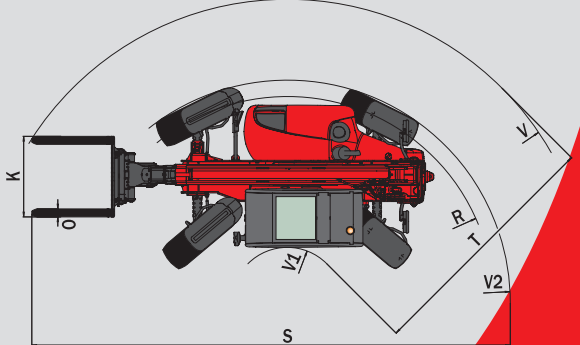
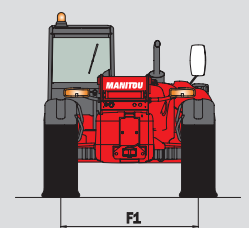
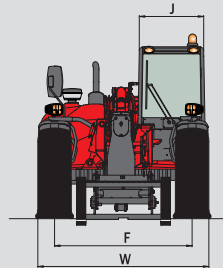
EN 1459 annexe B



MLT 1035 LT LSU

A	1200
B	2810
C	1393
C1	1325
D	5092.9
D1	5025
D2	4267
E	6292.9
F	1935
F1	1935
G	450
G1	435
G2	435
H	10°
H1	10°
I	890
J	980
K	1260
L	45
N	1715
O	125
P2	38°
P3	45°
R	3685
S	7921.4
T	3680
U1	2295
U2	2545
V	5000
V1	1310
V2	3918.5
W	2402
Y	8°
Z	119°

mm



This publication in no way constitutes an offer and the company reserves the right to alter specification without prior notice.
The MANITOU models presented in this brochure can be supplied complete with optional equipment attachments.
Operator shall conform with applicable regulation.
* Can change according to the local regulation.



MANITOU BF SA

B.P. 249 - 44158 Ancenis Cedex - France
Tel. : 33 2 40 09 10 11 / Export Department Fax : 33 2 40 09 10 97
www.manitou.com

700376EN-D - 02/09 - Doc BE 507 Ind. A



MANITOU