

200 ATJ

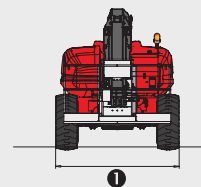
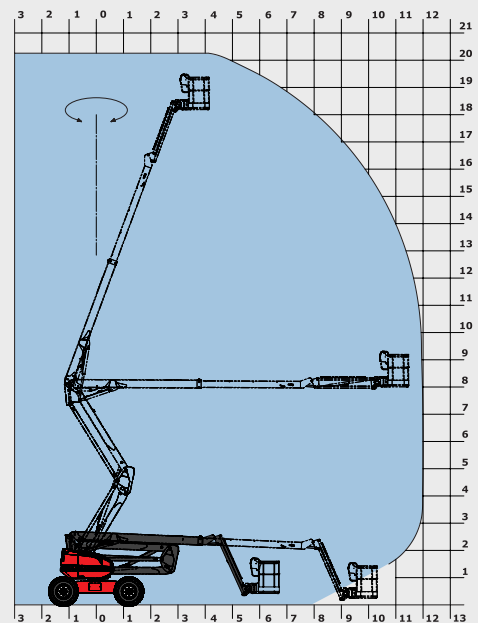
TECHNICAL DATA SHEET



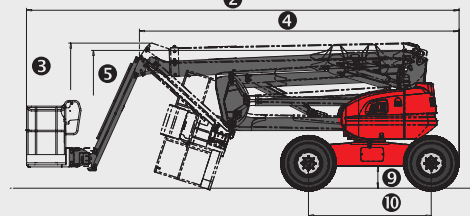
www.manitou.com

200 ATJ

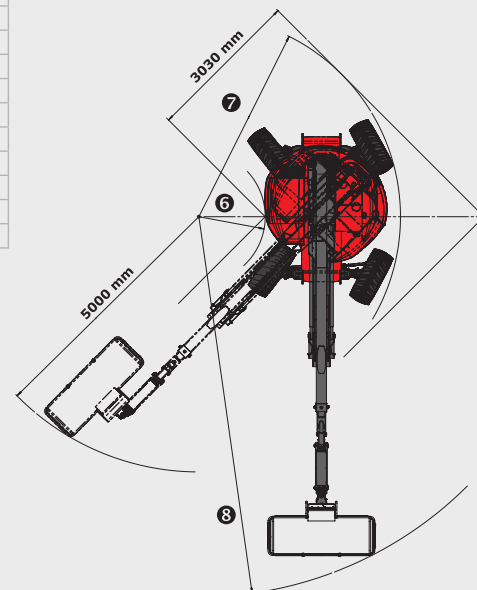
	200 ATJ
 Working height	20.00 m
Platform height	18.00 m
Articulation height	8.00 m
Outreach	12.00 m
 Jib tilting	+70°/-70°
Basket rotation	+90°/-90°
Turret rotation	355°
 Capacity	230 kg
Number of persons (indoor/outdoor)	2/2
Basket (width and length)	2.10 x 0.80 m
 1. Overall width	2.40 m
2. Overall length	8.50 m
3. Overall height	2.70 m
4. Overall length when folded	6.30 m
5. Overall height when folded	3.15 m
6. Inside turning circle	1.30 m
7. Outside turning circle	3.95 m
8. Turning Radius (basket)	7.45 m
9. Ground clearance	43 cm
10. Wheelbase	2.40 m
 Speed of forward movement	4.70 kph
Working speed	0.80 kph
 Maximum slope accessible	40 %
Maximum tilt	5° - 9 %
 Tyres	20"
Driving wheels	4
Steering/directional wheels	4
 Weight	10 000 kg
(varies according to options & standards of the country)	
 Engine	KUBOTA V2403-M
Power	45 HP
Environmental noise (LwA)	101 dB



1



2



Standard equipment

Proportional levers
4 simultaneous movements
4 wheel drive
4 wheel steer
Wheels crab position
Foam filled tyres
Differential Lock
Front Axle limited slip differential
On Board Diagnostics
Hour meter
Fuel gauge with low level warning
Tool box
Protective cover with optional locking
Horn
Beacon
Audible and visual display alarm for excessive slope
Code Protected Machine Set Up
Hooks for sling loading/lifting
Electric Pump
Predisposition 230V
Dead man pedal

Optional equipment

Oscillating Axle
Continuous Rotation
Onboard generator (3.50 kVA)
Onboard generator (5 kVA)
230V power input with differential circuit-breaker
Predisposition compressed air
Predisposition of water
Working light
Special paint
Biodegradable oil
Warning Alarm for all movements
Warning Travel Alarm
Catalytic Converter
Spark Arrester and overrun valve
Anti Theft code
Certificate of verification
Safety harness
High capacity battery